

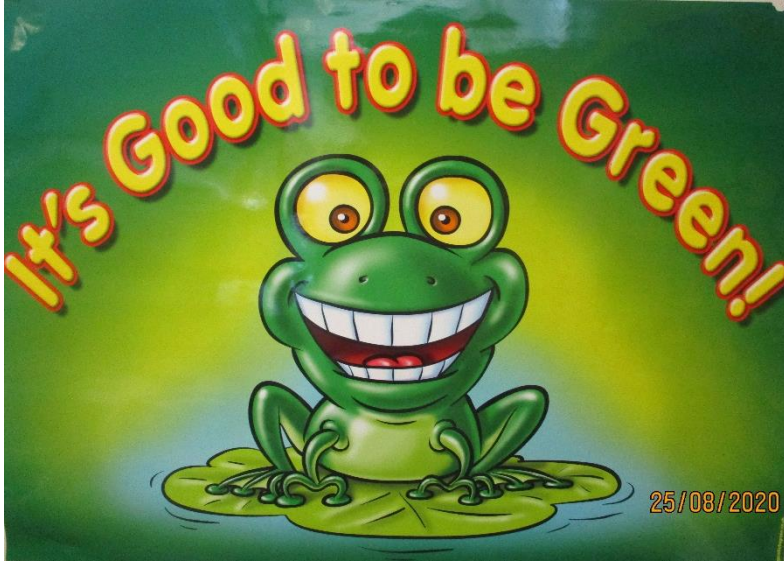


WADDINGTON
REDWOOD
A PRIORY ACADEMY

Promoting Positive Behaviour at Waddington Redwood Primary Academy



It's Good to be Green



- The behaviour system we use at Redwood is a positive one and focuses on children who follow our Golden Rules.
- Children who follow our rules and stay 'Good to be Green' all week are celebrated each week in assemblies /class. They stand up and are applauded by their peers. If an entire Phase Team stand, they earn an extra playtime and a dance from the Head Teacher!

Golden Rules

Do's	Don'ts
Do be gentle	Don't hurt anybody
Do be kind and helpful	Don't hurt people's feelings
Do listen	Don't interrupt
Do work hard	Don't waste time
Do look after property	Don't waste or damage it
Do be honest	Don't cover up the truth




It's Good to be Green!




- Behaviour charts are displayed in each classroom with every child's name.
- Every child has a set of three cards – Good to be Green, Warning card and Consequence card.
- Each child also has a golden ticket which is used as a reward at the end of each term.



Rewards




- Children have their name on the golden star. They start on here at the beginning of each week.
- Children who remain on the star at the end of the week receive a stamp on their golden ticket.




If they receive 5 stamps in a term, their golden ticket is entered into a lucky dip. Two tickets are chosen at random and these children receive a class based reward.



Golden Ticket Assembly



- At the end of each term there is a golden ticket whole school assembly.
- Golden tickets with 5 or more stamps are entered into a lucky dip.
- Two tickets are chosen at random.
- Children will be able to choose a class based activity to be done in Golden Time. These activities can be chosen by the class at the start of each term and voted on.



Golden Time



- If children stay on the star all week, they can have their Golden Time or Enrichment Time on Friday afternoon.
- Golden Time or Enrichment Time is half an hour on Friday afternoon which is a purposeful and enjoyable activity for children to participate in.



Celebration Assembly



- Each week, teachers select two children from their class to receive an award in the whole school celebration assembly. These can be for all achievements both academically and personally.

KS1 – 2 certificates over the year – bronze owl badge

3 certificates – silver owl badge

4 certificates – gold owl badge

KS2 – 2 certificates over the year – merit badge

3 certificates – commendation badge

4 certificates – excellence badge



Additional Rewards

Class Rewards







- Each class also has their own reward system.
- Each class has three containers and children to select three prizes – extra playtime / movie afternoon / decorate biscuits etc.
- Children can earn a counter/ ping pong ball/pom pom etc and choose a tub to put it in.
- Once full, children earn their class reward.
- This is an effective and popular way for children to work collaboratively towards a whole class reward.



Team Points

Redwood 100 Primary School **House Points** Redwood 100 Primary School

MRS MILLING'S CLASS

House	Name	House Points	Score
Red			
Yellow			
Green			
Blue			

- We also have team points in school that start from Year 1. This helps to build unity and team work across the academy as children work together to earn points for their team.
- In Y6, children get voted by their peers to be their team captain and they receive a trophy at the end of each week and term in behalf of their house!



It's Good to be Green



- If children do come off the gold star, they stay off for the rest of the week.
- They can however turn their card back round to green the following day. This shows that they have made a fresh start each day.



It's Good to be Green

If a child persistently makes poor choices despite having been reminded or they break our Golden rules, they may be given a red slip. This means that their card is changed to red on the behaviour chart and they need to miss their next whole playtime. Parents are also informed.

Do's	Don'ts
Do be gentle	Don't hurt anybody
Do be kind and helpful	Don't hurt people's feelings
Do listen	Don't interrupt
Do work hard	Don't waste time
Do look after property	Don't waste or damage items
Do be honest	Don't cover up the truth

Waddington Redwood Primary Academy School
Red Incident Report Form

Name of child _____ Date _____ Time _____

Year Group _____ Class Teacher _____ Location _____

Confidence in adult	Physical aggression towards an adult
Damage/damage school property or work	Hurting another person deliberately
Putting others into danger	Hide the truth deliberately
Sneak	Threaten/assault others with a dangerous object
Anger	Run away from school premises
Stare	Behave in a racist way
Bullying/trying others to bully	Continuous disruptive behaviour

Describe what happened including any known triggers

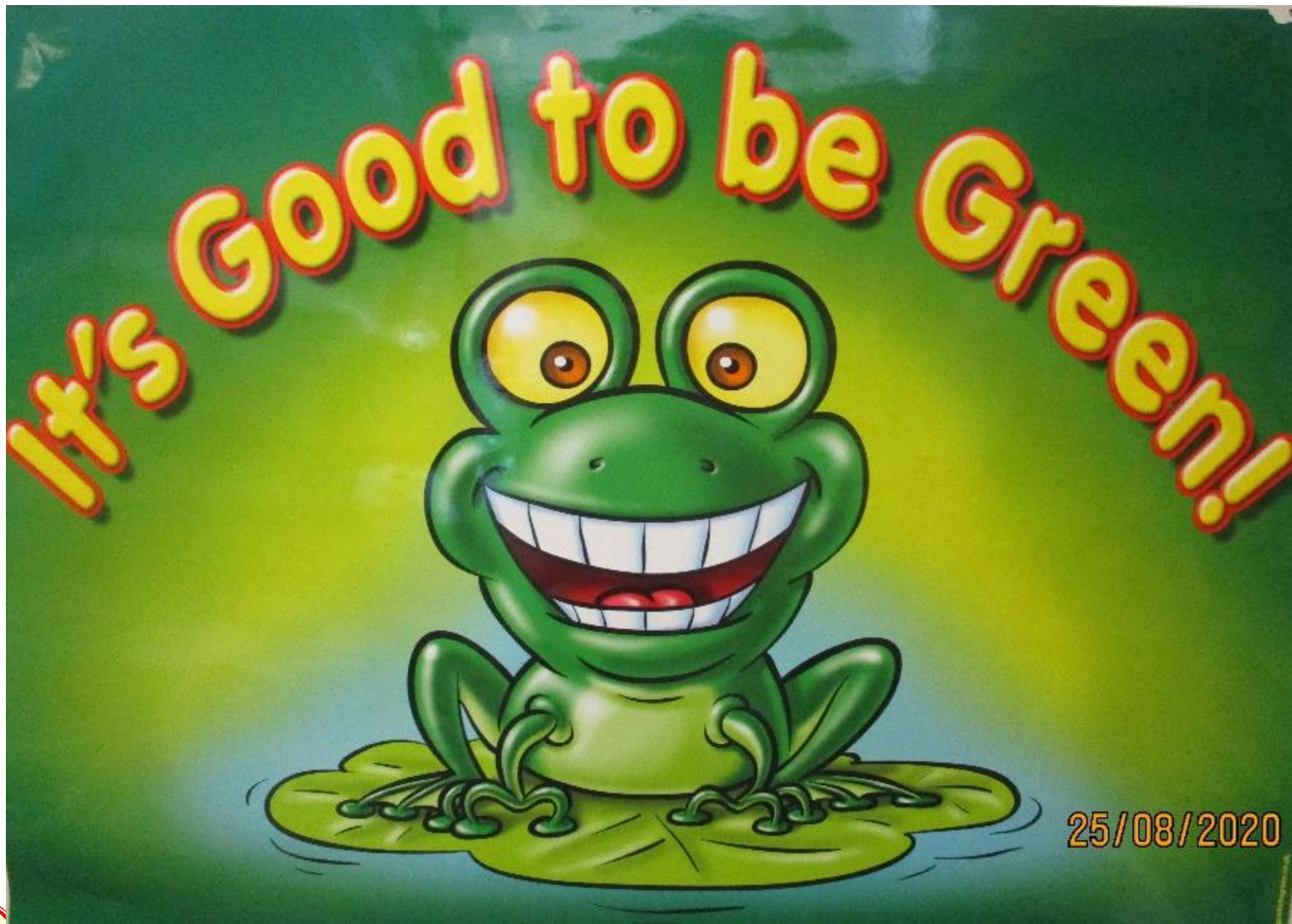
Consequence Card



Escalation of red slips

- Each red slip will be reported to the parent by the class teacher or Teaching Assistant.
- 5 red slips in one large term – Class teacher/Teaching Assistant will inform but Mrs Green will also contact parents to discuss pastoral support.
- 8 red slips in one large term – Class teacher/ Teaching Assistant will inform but a meeting with class teacher, parents and Mrs Milling will be organised and a Behaviour Support Plan will be created.
- 10 red slips in one large term – Class teacher/Teaching Assistant will inform but a meeting with the Head Teacher will be arranged to discuss moving forward.





WADDINGTON
REDWOOD
A PRIORY ACADEMY